

CY

**2019 MUNICIPAL DATA SHEET
CALENDAR YEAR
MUST ACCOMPANY 2019 BUDGET**

MUNICIPALITY: Borough of Union Beach

COUNTY: Monmouth

Paul J. Smith, Jr.	12-31-2019
Mayor's Name	Term Expires

Governing Body Members	
Name	Term Expires
Louis Andreuzzi	12-31-2020
Anthony Cavallo	12-31-2019
Charles W. Cocuzza	12-31-2021
Albert Lewandowski	12-31-2019
Cherlannie Roche	12-31-2020
Albin J. Wicki	12-31-2021

Municipal Officials	
	February 1, 2011
Anne Marie Friscia	Date of Orig. Appt.
Municipal Clerk	C-1667
	Cert. No.
Desiree Durkin	T - 1422
Tax Collector	Cert. No.
Joseph J. Faccione	N-00880391
Chief Financial Officer	Cert. No.
Robert A. Hulsart	158
Registered Municipal Accountant	Lic. No.
John T. Lane, Jr.	
Municipal Attorney	

Official Mailing Address of Municipality

Borough of Union Beach
650 Poole Avenue
Union Beach, New Jersey 07735

Fax #: (732) 264-1267

Please attach this to your 2019 Budget and Mail to:
Director, Division of Local Government Services
Department of Community Affairs
PO Box 803
Trenton, NJ 08625


<u>Division Use Only</u>
Municode: _____
Public Hearing Date: _____

**2019 MUNICIPAL BUDGET
CALENDAR YEAR**

Municipal Budget of the Borough of Union Beach, County of Monmouth for the Calendar Year 2019.


It is hereby certified that the Budget and Capital Budget annexed hereto and hereby made a part hereof is a true copy of the Budget and Capital Budget approved by resolution of the Governing Body on the 21st day of March, 2019 and that public advertisement will be made in accordance with the provisions of N.J.S. 40A:4-6 and N.J.A.C. 5:30-4.4(d).

Certified by me, this 21st day of March, 2019


 Anne Marie Friscia, Borough Clerk
 650 Poole Avenue
 Address
 Union Beach, New Jersey 07735
 Address
 (732) 264-2277
 Phone Number

It is hereby certified that the approved Budget annexed hereto and hereby made a part is an exact copy of the original on file with the Clerk of the Governing Body, that all additions are correct, all statements contained herein are in proof and the total of anticipated revenues equals the total of appropriations.


Certified by me, this 21st day of March, 2019


 Robert A. Hulsart, Registered Municipal Accountant #158
 P.O. Box 1409, Wall, New Jersey 07719
 Address

ROBERT A. HULSART and COMPANY
 Firm
 732-681-4990
 Phone Number

It is hereby certified that the approved Budget annexed hereto and hereby made a part is an exact copy of the original on file with the Clerk of the Governing Body, that all additions are correct, all statements contained herein are in proof, the total of anticipated revenues equals the total of appropriations and the budget is in full compliance with the Local Budget Law, N.J.S. 40A:4-1 et seq.

Certified by me, this 21st day of March, 2019


 Joseph J. Faccione
 Chief Financial Officer

DO NOT USE THESE SPACES

(Do Not advertise this Certification form)

CERTIFICATION OF ADOPTED BUDGET

It is hereby certified that the amount to be raised by taxation for local purposes has been compared with the approved Budget previously certified by me and any changes required as a condition to such approval have been made. The adopted budget is certified with respect to the foregoing only.

STATE OF NEW JERSEY
 Department of Community Affairs
 Director of the Division of Local Government Services

Dated: _____, 2019 By: _____

CERTIFICATION OF APPROVED BUDGET

It is hereby certified that the Approved Budget made part hereof complies with the requirements of law, and approval is given pursuant to N.J.S. 40A:4-79.

STATE OF NEW JERSEY
 Department of Community Affairs
 Director of the Division of Local Government Services

Dated: _____, 2019 By: _____

COMMENTS OR CHANGES REQUIRED AS A CONDITION OF CERTIFICATION OF DIRECTOR OF LOCAL GOVERNMENT SERVICES

The changes or comments which follow must be considered in connection with further action on this budget.

Borough of Union Beach

County of

Monmouth

MUNICIPAL BUDGET NOTICE

Section 1.

Municipal Budget of the Borough of Union Beach , County of Monmouth for the Calendar Year 2019.

Be It Resolved, that the following statements of revenues and appropriations shall constitute the Municipal Budget for the Calendar Year 2019;

Be It Further Resolved, that said Budget will be published in the Asbury Park Press in the issue of April 5, 2019.

The Governing Body of the Borough of Union Beach does hereby approve the following as the Budget for the Calendar Year 2019:

RECORDED VOTE	Ayes	Nays	Abstained	Absent
(Insert last name)	Wicki Roche Cavallo Lewandowski Andreuzzi Cocuzza			

Notice is hereby given that the Budget and Tax Resolution was approved by the Governing Body of the Borough of Union Beach, County of Monmouth, on March 21, 2019.

A Hearing on the Budget and Tax Resolution will be held at Borough Hall on April 18 , 2019 at 7:30 o'clock P.M. at which time and place discussions to said Budget and Tax Resolution for the Calendar Year 2019 may be presented by taxpayers or other interested persons.

EXPLANATORY STATEMENT

CY

SUMMARY OF CURRENT FUND SECTION OF APPROVED BUDGET

	CALENDAR YEAR
	2019
General Appropriations for: (Reference to item and sheet number should be omitted in advertised budget)	XXXXXXXXXXXXXXXXXXXXXX
1. Appropriations within "CAPS" -	XXXXXXXXXXXXXXXXXXXXXX
(a) Municipal Purposes {(Item H-1, Sheet 19) (N.J.S. 40A:4-45.2)}	8,414,254.52
2. Appropriations excluded from "CAPS"	XXXXXXXXXXXXXXXXXXXXXX
(a) Municipal Purposes {(Item H-2, Sheet 28) (N.J.S. 40A:4-45.3 as amended)}	1,618,886.67
(b) Local District School Purposes in Municipal Budget (Item K, Sheet 29)	
Total General Appropriations Excluded from "CAPS" (Item O, Sheet 29)	1,618,886.67
3. Reserve for Uncollected Taxes (Item M, Sheet 29) - Based on Estimated <u>97.00%</u> Percent of Tax Collections	470,016.31
4. Total General Appropriations (Item 9, Sheet 29)	
Building Aid Allowance for Schools - State Aid	2018 - \$ _____
	2017 - \$ _____
5. Less: Anticipated Revenues Other Than Current Property Tax (Item 5, Sheet 11) (i.e. Surplus, Miscellaneous Revenues and Receipts from Delinquent Taxes)	3,405,947.05
6. Difference: Amount to be Raised by Taxes for Support of Municipal Budget (as follows)	XXXXXXXXXXXXXXXXXXXXXX
(a) Local Tax for Municipal Purposes Including Reserve for Uncollected Taxes (Item 6(a), Sheet 11)	7,097,210.45
(b) Addition to Local District School Tax (Item 6(b), Sheet 11)	

EXPLANATORY STATEMENT - (Continued)
SUMMARY OF CY 2018 APPROPRIATIONS EXPENDED AND CANCELED

	General Budget	Water Utility	Sewer Utility	Utility
Budget Appropriations - Adopted Budget	9,981,397.05		1,209,578.00	
Budget Appropriations Added by N.J.S. 40A:4-87	774,440.00			
Emergency Appropriations				
Total Appropriations	10,755,837.05		1,209,578.00	
Expenditures:				
Paid or Charged (Including Reserve for Uncollected Taxes)	10,293,349.97		1,101,665.05	
Reserved	460,954.88		107,506.95	
Unexpended Balances Canceled	1,532.20		406.00	
Total Expenditures and Unexpended Balances Canceled	10,755,837.05		1,209,578.00	
Overexpenditures*				

*See Budget Appropriation Items so marked to the right of column "Expended 2018 Reserved".

Explanations of Appropriations for "Other Expenses":

The amounts appropriated under the title of "Other Expenses" are for operating costs other than "Salaries & Wages".

Some of the items included in "Other Expenses" are:

- Materials, supplies and non-bondable equipment;
- Repairs and maintenance of buildings, equipment, roads, etc.;
- Contractual services for garbage and trash removal, fire hydrant service, aid to volunteer fire companies, etc.;
- Printing and advertising, utility services, insurance and many other items essential to the services rendered by municipal government.

EXPLANATORY STATEMENT - (Continued)
BUDGET MESSAGE

Chapter 68, Public Laws of 1976, as amended, places limits on certain municipal expenditures. The limit for CY 2019 is 2.5%. The Mayor and Council have decided to limit the pertinent appropriations to a 3.5% increase for CY 2019. This limit, generally referred to as a "CAP", is calculated by methods established by law. The following schedule, subject to review and approval by the Division of Local Government Services in the State Department of Community Affairs, shows the computation of the maximum amount of increase allowable in the Budget for CY 2019 over that of the CY 2018 Adopted Budget for the Appropriations subject to the "CAP Law":

TOTAL GENERAL APPROPRIATIONS FOR 2018		<u>\$ 9,981,397.00</u>
Adjusted Base		9,981,397.00
MODIFICATIONS:		
Total Other Operations	\$ 100,700.00	
Total Capital Improvements	363,400.00	
Total Debt Service	941,215.00	
Total Public and Private Programs	43,388.00	
Total Interlocal Agreements	5,150.00	
Reserve for Uncollected Taxes	<u>419,200.00</u>	
		<u>1,873,053.00</u>
Amount on Which 3.5% CAP is Applied		<u>8,108,344.00</u>
3.5% CAP		<u>283,792.04</u>
Allowable Operating Appropriations before Additional Exceptions per (N.J.S.A. 40A:4-45.3)		8,392,136.04
New Construction \$11,801,800.00 @\$1.206	142,329.71	
2017 CAP Bank	220,041.48	
2018 CAP Bank	<u>106,122.64</u>	
		<u>468,493.83</u>
Allowable Appropriations for 2019		<u><u>\$ 8,860,629.87</u></u>

EXPLANATORY STATEMENT - (Continued)
BUDGET MESSAGE

SUMMARY LEVY CAP CALCULATION

Levy Cap Calculation:

Prior Year Amount to be Raised by Taxation for Municipal Purposes		\$ 6,818,582
Net Prior Year Tax Levy for Municipal Purpose Tax for Cap Calculation		<u>6,818,582</u>
Plus: 2% Cap Increase		<u>136,372</u>
Adjusted Tax Levy Prior to Exclusions		<u>6,954,954</u>
Exclusions:		
Allowable Pension Obligations Increase	\$ 71,129	
Allowable Debt Service, Capital Leases and Debt Service Share of Cost Increases	<u>31,968</u>	
Add Total Exclusions		103,097
Less: Cancelled or Unexpended Exclusions		<u>1,532</u>
Adjusted Tax Levy After Exclusions		7,056,519
Additions:		
New Ratables - Increase in Valuations (New Construction and Additions)	11,801,800	
Prior Year's Local Municipal Purpose Tax Rate (per \$100)	<u>1.206</u>	
New Ratable Adjustment to Levy		<u>142,330</u>
Maximum Allowable Amount to be Raised by Taxation		<u>\$ 7,198,849</u>
Amount to be Raised by Taxation for Municipal Purposes		<u>\$ 7,097,210</u>

The Budget that is presented herein is in compliance with the Property Tax Levy CAP Law P.L. 2007, C62.

EXPLANATORY STATEMENT - (Continued)
BUDGET MESSAGE

Health Benefits

The Borough provides health benefits to all eligible employees. All eligible employees must contribute an amount which is an established rate of either 1.5% of their salaries or a percentage based on certain tiers of the cost of the premium, which the Borough pays, whichever is greater. The appropriation that is in the budget is based upon the following:

Gross Cost of Health Benefits	\$931,358.00
Less: Employee Contribution	<u>176,358.00</u>
Net Cost of Health Benefits	<u><u>\$755,000.00</u></u>

CURRENT FUND - ANTICIPATED REVENUES

CY

GENERAL REVENUES	FCOA	Anticipated		Realized in Cash in CY 2018
		CY* 2019	CY 2018	
1. Surplus Anticipated	08-101	815,000.00	740,000.00	740,000.00
2. Surplus Anticipated with Prior Written Consent of Director of Local Government Services	08-102			
Total Surplus Anticipated	08-100	815,000.00	740,000.00	740,000.00
3. Miscellaneous Revenues - Section A: Local Revenues	xxxxxxx	xxxxxxxxxxxxxxxx	xxxxxxxxxxxxxxxx	xxxxxxxxxxxxxxxx
Licenses:	xxxxxxx	xxxxxxxxxxxxxxxx	xxxxxxxxxxxxxxxx	xxxxxxxxxxxxxxxx
Alcoholic Beverages	08-103	5,000.00	5,000.00	5,050.00
Other	08-104			
Fees and Permits	08-105	218,000.00	250,000.00	221,239.11
Fines and Costs:	xxxxxxx	xxxxxxxxxxxxxxxx	xxxxxxxxxxxxxxxx	xxxxxxxxxxxxxxxx
Municipal Court	08-110	142,000.00	140,000.00	145,022.66
Other	08-109			
Interest and Costs on Taxes	08-112	60,000.00	43,000.00	70,332.09
Interest and Costs on Assessments	08-115			
Parking Meters	08-111	20,000.00	19,000.00	23,282.56
Interest on Investments and Deposits	08-113			
Anticipated Utility Operating Surplus	08-114			

CURRENT FUND - ANTICIPATED REVENUES - (Continued)

CY

GENERAL REVENUES	FCOA	Anticipated		Realized in Cash in CY 2018
		CY* 2019	CY 2018	
3. Miscellaneous Revenues - Section A: Local Revenues (continued):				
Total Section A: Local Revenues	08	445,000.00	457,000.00	464,926.42

	FCOA	Anticipated		Realized in
		CY* 2019	CY 2018	Cash in CY 2018
3. Miscellaneous Revenues - Section B: State Aid Without Offsetting Appropriations				
Legislative Initiative Municipal Block Grant	09-201			
Consolidated Municipal Property Tax Relief Aid	09-200		5,298.00	5,298.00
Energy Receipts Tax (P.L. 1997, Chapter 162 & 167)	09-202	666,446.00	661,148.00	661,148.00
Supplemental Energy Receipts Tax	09-203			
Total Section B: State Aid Without Offsetting Appropriations	09	666,446.00	666,446.00	666,446.00

CURRENT FUND - ANTICIPATED REVENUES - (Continued)

CY

GENERAL REVENUES	FCOA	Anticipated		Realized in Cash in CY 2018
		CY* 2019	CY 2018	
3. Miscellaneous Revenues - Section C: Dedicated Uniform Construction Code Fees Offset with Appropriations (N.J.S. 40A:4-36 and N.J.A.C. 5:23-4.17)		XXXXXXXXXXXXXXXXXX	XXXXXXXXXXXXXXXXXX	XXXXXXXXXXXXXXXXXX
Uniform Construction Code Fees	08-160	192,500.00	225,000.00	213,704.00
Special Item of General Revenue Anticipated With Prior Written Consent of Director of Local Government Services:	XXXXXXXX	XXXXXXXXXXXXXXXXXX	XXXXXXXXXXXXXXXXXX	XXXXXXXXXXXXXXXXXX
Additional Dedicated Uniform Construction Code Fees Offset With Appropriations (N.J.S. 40A:4-45.3h and N.J.A.C. 5:23-4.17)	XXXXXXXX	XXXXXXXXXXXXXXXXXX	XXXXXXXXXXXXXXXXXX	XXXXXXXXXXXXXXXXXX
Uniform Construction Code Fees	08-160			
Total Section C: Dedicated Uniform Construction Code Fees Offset With Appropriations	08	192,500.00	225,000.00	213,704.00

CURRENT FUND - ANTICIPATED REVENUES - (Continued)

CY

GENERAL REVENUES	FCOA	Anticipated		Realized in
		CY* 2019	CY 2018	Cash in CY 2018
3. Miscellaneous Revenues - Section D: Special Items of General Revenue Anticipated With Prior Written Consent of the Director of Local Government Services - Interlocal Municipal Service Agreements Offset With Appropriations:	xxxxxxx	xxxxxxxxxxxxxxxxxx	xxxxxxxxxxxxxxxxxx	xxxxxxxxxxxxxxxxxx
Total Section D: Interlocal Municipal Service Agreements Offset With Appropriations	11			

GENERAL REVENUES	FCOA	Anticipated		Realized in
		CY* 2019	CY 2018	Cash in CY 2018
3. Miscellaneous Revenues - Section E: Special Items of General Revenue Anticipated with Prior Written Consent of Director of Local Government Services - Additional Revenues Offset with Appropriations (N.J.S. 40A:4-45.3h):	xxxxxxx	xxxxxxxxxxxxxxxx	xxxxxxxxxxxxxxxx	xxxxxxxxxxxxxxxx
Total Section E: Special Item of General Revenue Anticipated with Prior Written	xxxxxxx	xxxxxxxxxxxxxxxx	xxxxxxxxxxxxxxxx	xxxxxxxxxxxxxxxx
Consent of Director of Local Government Services - Additional Revenues	08			

CURRENT FUND - ANTICIPATED REVENUES - (Continued)

CY

GENERAL REVENUES	FCOA	Anticipated		Realized in Cash in CY 2018
		CY* 2019	CY 2018	
3. Miscellaneous Revenues - Section F: Special Items of General Revenue Anticipated with Prior Written Consent of Director of Local Government Services - Public and Private Revenues Offset with Appropriations:	XXXXXXXX	XXXXXXXXXXXXXXXXXX	XXXXXXXXXXXXXXXXXX	XXXXXXXXXXXXXXXXXX
Drunk Driving Enforcement Fund - Unappropriated	10-745	1,740.00	8,059.51	8,059.51
Clean Communities Program - Unappropriated	10-770	11,784.89	12,315.44	12,315.44
Police Body Armor Grant - Unappropriated	10-710		2,159.83	2,159.83
Distracted Driver	10-717		6,600.00	6,600.00
Alcohol Education and Rehabilitation - Unappropriated	10-716		3,474.35	3,474.35
COPS in Shops	10-715		6,600.00	6,600.00
Recycling Tonnage Grant - Unappropriated	10-711		8,419.04	8,419.04
Bayshore Saturation Patrol Grant	10-720		15,200.00	15,200.00
Driving While Intoxicated - Court Sessions - Unappropriated	10-722	3,002.53		
Drive Sober or Get Pulled Over - Unappropriated	10-724		5,000.00	5,000.00
FEMA - Acquisition of Easements - Shore Protection	10-726		750,000.00	750,000.00
Recycling Tonnage Grant	10-727	8,811.27		
Police Body Armor Grant	10-728	2,046.98		

CURRENT FUND - ANTICIPATED REVENUES - (Continued)

CY

GENERAL REVENUES	FCOA	Anticipated		Realized in
		CY* 2019	CY 2018	Cash in CY 2018
3. Miscellaneous Revenues - Section F: Special Items of General Revenue Anticipated with Prior Written Consent of Director of Local Government Services - Public and Private Revenues Offset with Appropriations (continued):	xxxxxxx	xxxxxxxxxxxxxxxxxxx	xxxxxxxxxxxxxxxxxxx	xxxxxxxxxxxxxxxxxxx
Total Section F: Special Items of General Revenue Anticipated with Prior Written	xxxxxxx	xxxxxxxxxxxxxxxxxxx	xxxxxxxxxxxxxxxxxxx	xxxxxxxxxxxxxxxxxxx
Consent of Director of Local Government Services - Public and Private Revenues	10, 12	27,385.67	817,828.17	817,828.17

CURRENT FUND - ANTICIPATED REVENUES - (Continued)

CY

GENERAL REVENUES	FCOA	Anticipated		Realized in Cash in CY 2018
		CY* 2019	CY 2018	
3. Miscellaneous Revenues - Section G: Special Items of General Revenue Anticipated with Prior Written Consent of Director of Local Government Services - Other Special Items:	XXXXXXXX	XXXXXXXXXXXXXXXXXXXX	XXXXXXXXXXXXXXXXXXXX	XXXXXXXXXXXXXXXXXXXX
Recycling Cost	08-118	2,500.00	3,500.00	2,653.85
Cablevision Franchise Fees	08-120	41,738.00	43,242.00	43,242.00
Cell Tower Rental - Verizon	08-123	31,000.00	30,000.00	31,086.45
Cell Tower Rental - AT&T Wireless	08-121	26,400.00	25,900.00	26,482.70
Cell Tower Rental - T-Mobile	08-122	26,400.00	25,900.00	26,459.08
Sewer Rent Reserve	08-126	135,000.00		
General Capital Surplus	08-127	39,000.00	81,500.00	81,500.00
Reserve to Pay Debt Service - Cash on Hand	08-128	125,000.00	125,000.00	125,000.00
Verizon Franchise Fee	08-129	37,577.38	35,938.56	35,938.56
Prior Year Utility Operating Surplus	08-135	275,000.00	325,000.00	325,000.00
Off Duty Administrative Fee	08-136	50,000.00	30,000.00	30,000.00
Reserve for Debt Service	08-137	75,000.00		

CURRENT FUND - ANTICIPATED REVENUES - (Continued)

CY

GENERAL REVENUES	FCOA	Anticipated		Realized in Cash in CY 2018
		CY* 2019	CY 2018	
3. Miscellaneous Revenues - Section G: Special Items of General Revenue Anticipated with Prior Written Consent of Director of Local Government Services - Other Special Items (continued):	xxxxxxx	xxxxxxxxxxxxxxxxxx	xxxxxxxxxxxxxxxxxx	xxxxxxxxxxxxxxxxxx
Total Section G: Special Items of General Revenue Anticipated with Prior Written Consent of Director of Local Government Services - Other Special Items	08	864,615.38	725,980.56	727,362.64

CURRENT FUND - ANTICIPATED REVENUES - (Continued)

CY

GENERAL REVENUES	FCOA	Anticipated		Realized in
		CY* 2019	CY 2018	Cash in CY 2018
Summary of Revenues	xxxxxxx	xxxxxxxxxxxxxxxx	xxxxxxxxxxxxxxxx	xxxxxxxxxxxxxxxx
1. Surplus Anticipated (Sheet 4, #1)	08-101	815,000.00	740,000.00	740,000.00
2. Surplus Anticipated with Prior Written Consent of Director of Local Government Services (Sheet 4, #2)	08-102			
3. Miscellaneous Revenues:	xxxxxxx	xxxxxxxxxxxxxxxx	xxxxxxxxxxxxxxxx	xxxxxxxxxxxxxxxx
Total Section A: Local Revenues	08	445,000.00	457,000.00	464,926.42
Total Section B: State Aid Without Offsetting Appropriations	09	666,446.00	666,446.00	666,446.00
Total Section C: Dedicated Uniform Construction Code Fees Offset with Appropriations	08	192,500.00	225,000.00	213,704.00
Total Section D: Special Items of General Revenue Anticipated with Prior Written Consent of Director of Local Government Services - Interlocal Municipal Service Agreements	11			
Total Section E: Special Items of General Revenue Anticipated with Prior Written Consent of Director of Local Government Services - Additional Revenues	08			
Total Section F: Special Items of General Revenue Anticipated with Prior Written Consent of Director of Local Government Services - Public and Private Revenues	10, 12	27,385.67	817,828.17	817,828.17
Total Section G: Special Items of General Revenue Anticipated with Prior Written Consent of Director of Local Government Services - Other Special Items	08	864,615.38	725,980.56	727,362.64
Total Miscellaneous Revenues	40004-00	2,195,947.05	2,892,254.73	2,890,267.23
4. Receipts from Delinquent Taxes	15-499	395,000.00	305,000.00	295,454.28
5. Subtotal General Revenues (Items 1, 2, 3 and 4)	40001-00	3,405,947.05	3,937,254.73	3,925,721.51
6. Amount to be Raised by Taxes for Support of Municipal Budget:				
a) Local Tax for Municipal Purposes Including Reserve for Uncollected Taxes	07-190	7,097,210.45	6,818,582.32	xxxxxxxxxxxxxxxx
b) Addition to Local District School Tax	07-191			xxxxxxxxxxxxxxxx
Total Amount to be Raised by Taxes for Support of Municipal Budget	07-	7,097,210.45	6,818,582.32	7,096,978.86
7. Total General Revenues	40000-00	10,503,157.50	10,755,837.05	11,022,700.37

CURRENT FUND - APPROPRIATIONS

CY

8. GENERAL APPROPRIATIONS	FCOA	Appropriated				Expended CY 2018	
		CY 2019	CY 2018	CY 2018 By Emergency Appropriation	Total for CY2018 As Modified By All Transfers	Paid or Charged	Reserved
(A) Operations - within "CAPS" - (continued)							
<u>GENERAL GOVERNMENT</u>							
Administrative and Executive:							
Salaries and Wages: Governing Body	20-110-1	38,570.00	38,570.00		38,570.00	38,570.00	
Borough Clerk's Office	20-120-1	150,200.00	110,800.00		131,800.00	131,274.63	525.37
Administrator's Office	20-120-1	102,000.00	100,000.00		100,000.00	100,000.00	
Other Expenses	20-120-2	60,000.00	60,000.00		60,000.00	41,762.79	18,237.21
Office Expenses	20-120-2	75,000.00	75,000.00		80,000.00	72,715.85	7,284.15
IT - Contractual	20-120-2	20,000.00	17,500.00		20,000.00	17,167.63	2,832.37
Elections:							
Salaries and Wages	20-120-1	4,000.00	4,000.00		4,000.00	4,000.00	
Other Expenses	20-120-2	4,000.00	4,000.00		4,000.00	222.40	3,777.60
Financial Administration:							
Salaries and Wages	20-130-1	55,000.00	55,000.00		55,000.00	53,592.00	1,408.00
Other Expenses	20-130-2	55,000.00	55,000.00		55,000.00	45,581.00	9,419.00
Audit Contract	20-135-2	24,000.00	22,500.00		22,500.00	22,500.00	
Assessment of Taxes:							
Salaries and Wages	20-150-1	22,500.00	21,825.00		21,825.00	21,482.04	342.96
Other Expenses	20-150-2	3,000.00	3,500.00		3,500.00	1,865.78	1,634.22

CURRENT FUND - APPROPRIATIONS

CY

8. GENERAL APPROPRIATIONS	FCOA	Appropriated				Expended CY 2018	
		CY 2019	CY 2018	CY 2018 By Emergency Appropriation	Total for CY2018 As Modified By All Transfers	Paid or Charged	Reserved
(A) Operations - within "CAPS" - (continued)							
GENERAL GOVERNMENT (Continued)							
Collection of Taxes:							
Salaries and Wages	20-145-1	80,000.00	77,000.00		77,500.00	77,278.39	221.61
Other Expenses	20-145-2	11,000.00	11,000.00		11,000.00	8,785.13	2,214.87
Liquidation of Tax Title Liens and Foreclosed Property:							
Other Expenses	20-145-2	1,000.00	1,000.00		1,000.00		1,000.00
Legal Services and Costs:							
Salaries and Wages	20-155-1	48,500.00	48,000.00		48,000.00	47,667.10	332.90
Other Expenses	20-155-2	135,000.00	55,000.00		62,500.00	62,500.00	
Engineering Services and Costs:							
Salaries and Wages	20-165-1	3,000.00	3,000.00		3,000.00	3,000.00	
Other Expenses	20-165-2	115,000.00	130,000.00		130,000.00	116,481.32	13,518.68
Public Buildings and Grounds:							
Salaries and Wages	26-310-1	305,000.00	301,000.00		301,000.00	300,814.39	185.61
Other Expenses	26-310-2	105,000.00	105,000.00		120,000.00	108,977.89	11,022.11

CURRENT FUND - APPROPRIATIONS

CY

8. GENERAL APPROPRIATIONS (A) Operations - within "CAPS" - (continued)	FCOA	Appropriated				Expended CY 2018:	
		CY 2019	CY 2018	CY 2018 By Emergency Appropriation	Total for CY2018 As Modified By All Transfers.	Paid or Charged	Reserved
<u>GENERAL GOVERNMENT (Continued)</u>							
Parks and Playgrounds:							
Other Expenses	28-375-2	20,500.00	18,000.00		19,475.00	19,475.00	
Zoning/Planning Costs:							
Salaries and Wages	21-185-1	9,850.00	9,800.00		9,800.00	9,642.99	157.01
Other Expenses	21-185-2	110,000.00	133,000.00		133,000.00	108,498.76	24,501.24
Heritage Committee:							
Other Expenses	20-175-2	125.00	125.00		125.00		125.00
Borough Prosecutor:							
Salaries and Wages	25-275-1	33,500.00	36,500.00		33,000.00	32,295.38	704.62
Other Expenses:	25-275-2	150.00	150.00		150.00		150.00

CURRENT FUND - APPROPRIATIONS

CY

8. GENERAL APPROPRIATIONS (A) Operations - within "CAPS" - (continued)	FCOA	Appropriated				Expended CY 2018	
		CY 2019	CY 2018	CY 2018 By Emergency Appropriation	Total for CY2018 As Modified By All Transfers	Paid or Charged	Reserved
PUBLIC SAFETY							
Fire:							
Aid to Volunteer Companies	25-255-2	140,000.00	140,000.00		140,000.00	140,000.00	
Hydrant Services	25-265-2	125,000.00	125,000.00		125,000.00	98,778.48	26,221.52
Alarms	25-265-2	19,200.00	19,200.00		19,200.00	19,200.00	
Other Equipment - Reporting Software	25-265-2	1,500.00	1,500.00		1,500.00	1,500.00	
Police:							
Salaries and Wages	25-240-1	2,239,000.00	2,103,000.00		2,133,000.00	2,132,360.39	639.61
Other Expenses	25-240-2	140,000.00	120,000.00		120,000.00	119,535.14	464.86
Parking Meters	25-240-2	2,500.00	2,000.00		2,000.00	2,000.00	
Bayshore Task Force:							
Other Expenses	25-240-2	3,000.00	2,400.00		2,400.00	2,000.00	400.00
Bayshore Strike Force	25-240-2		4,500.00		4,500.00		4,500.00
Hurricane Sandy							
Other Expenses	31-430-2	5,000.00	20,000.00		20,000.00	4,858.00	15,142.00
Emergency Management Services:							
Other Expenses	25-252-2	8,500.00	8,500.00		8,500.00	6,551.47	1,948.53
Life Hazard Use Fees:							
Other Expenses	25265-2	150.00	150.00		150.00		150.00

CURRENT FUND - APPROPRIATIONS

CY

B. GENERAL APPROPRIATIONS	FCOA	Appropriated				Expended CY 2018:	
		CY 2019	CY 2018	CY 2018 By Emergency Appropriation	Total for CY2018 As Modified By All Transfers	Paid or Charged	Reserved
(A) Operations - within "CAPS" - (continued)							
<u>PUBLIC SAFETY (Continued)</u>							
First Aid Organization:							
Contribution	25-260-2	42,000.00	42,000.00		42,000.00	42,000.00	
Clothing Allowance	25-260-2	2,000.00	2,000.00		2,000.00	2,000.00	
Other Equipment - Reporting Software	25-260-2	1,200.00	1,200.00		1,200.00	1,200.00	
<u>PUBLIC WORKS</u>							
Road Repair and Maintenance:							
Salaries and Wages	26-290-1	348,000.00	348,000.00		341,500.00	336,359.03	5,140.97
Other Expenses	26-290-2	65,000.00	65,000.00		50,000.00	18,417.83	31,582.17
Snow Removal	26-290-2	10,000.00	15,000.00		15,000.00	13,500.30	1,499.70
Garbage and Trash Removal - Contractual	26-305-2	202,000.00	202,000.00		202,000.00	190,636.24	11,363.76
Landfill Closure Aid (P.L.1981, c. 396) Monitoring Wells	27-335-2	500.00	500.00		500.00		500.00
Landfill Charge - Taxes	27-335-2	293,000.00	285,000.00		260,000.00	250,200.78	9,799.22

CURRENT FUND - APPROPRIATIONS

CY

8. GENERAL APPROPRIATIONS	FCOA	Appropriated				Expended CY 2018	
		CY 2019	CY 2018	CY 2018 By Emergency Appropriation	Total for CY2018 As Modified By All Transfers	Paid or Charged	Reserved
(A) Operations - within "CAPS" - (continued)							
<u>PUBLIC WORKS (Continued)</u>							
Recycling Costs:							
Salaries and Wages	26-305-1	81,000.00	81,000.00		75,000.00	74,245.08	754.92
Other Expenses	26-305-2	75,000.00	75,000.00		75,000.00	68,857.00	6,143.00
<u>HEALTH AND WELFARE</u>							
Board of Health:							
Salaries and Wages	27-330-1	50,500.00	49,329.00		49,329.00	49,095.00	234.00
Other Expenses	27-330-2	5,000.00	4,000.00		4,000.00	3,288.80	711.20
Rodent Extermination Control:							
Other Expenses	27-330-2	2,000.00	2,000.00		2,000.00	1,160.00	840.00
Recreation and Education:							
Senior Citizens	28-370-2	850.00	850.00		850.00	850.00	
Other Expenses	28-370-2	20,000.00	20,000.00		20,000.00	20,000.00	
Bayshore Youth Service Bureau:							
Other Expenses	28-370-2	12,000.00	10,000.00		11,325.00	11,313.35	11.65
Community Celebrations:							
Other Expenses	30-420-2	7,500.00	5,000.00		5,000.00	5,000.00	

CURRENT FUND - APPROPRIATIONS

CY

8: GENERAL APPROPRIATIONS	FCOA	Appropriated				Expended CY 2018	
		CY 2019	CY 2018	CY 2018 By Emergency Appropriation	Total for CY2018 As Modified By All Transfers	Paid or Charged	Reserved
(A) Operations - within "CAPS" - (continued)							
HEALTH AND WELFARE (Continued)							
Drug Alliance Program:							
Other Expenses	28-370-2	3,000.00	3,000.00		3,000.00		3,000.00
Bayshore Senior Center:							
Other Expenses	27-360-2	725.00	725.00		725.00		725.00
Municipal Court:	43-490						
Salaries and Wages	43-490-1	85,000.00	95,000.00		80,500.00	80,339.31	160.69
Other Expenses	43-490-2	11,000.00	11,000.00		11,000.00	8,680.11	2,319.89
Public Defender (P.L. 1997, 256):	43-495						
Salaries and Wages	43-495-1	4,500.00	4,350.00		4,350.00	4,314.02	35.98
Other Expenses	43-495-2	100.00	100.00		100.00		100.00
Insurance:							
Liability Insurance	23-210-2	165,000.00	156,000.00		156,000.00	141,194.25	14,805.75
Flood Insurance	23-210-2	29,500.00	16,700.00		16,700.00	16,700.00	
Workers' Compensation	23-215-2	223,600.00	222,200.00		222,200.00	222,155.90	44.10
Employee Group Insurance	23-220-2	755,000.00	720,000.00		720,000.00	669,202.20	50,797.80
Insurance Waiver	23-220-2	40,000.00	35,000.00		35,000.00	35,000.00	

CURRENT FUND - APPROPRIATIONS

CY

8. GENERAL APPROPRIATIONS	FCOA	Appropriated				Expended CY 2018	
		CY 2019	CY 2018	CY 2018 By Emergency Appropriation	Total for CY2018 As Modified By All Transfers	Paid or Charged	Reserved
(A) Operations - within "CAPS" - (continued)							
Uniform Construction Code - Appropriations Offset by Dedicated Revenues (N.J.A.C. 5:23-4.17)	XXXXXXXXXX	XXXXXXXXXXXXXXXXXX	XXXXXXXXXXXXXXXXXX	XXXXXXXXXXXXXXXXXX	XXXXXXXXXXXXXXXXXXXX	XXXXXXXXXXXXXXXXXX	XXXXXXXXXXXXXXXXXX
Uniform Construction Code:							
Salaries and Wages	22-195-1	284,000.00	280,000.00		281,000.00	280,744.44	255.56
Other Expenses	22-195-2	10,000.00	10,000.00		10,000.00	5,257.99	4,742.01
Code Enforcement:							
Salaries and Wages	22-195-1	59,000.00	56,000.00		59,000.00	57,434.46	1,565.54
Other Expenses	22-195-2	3,000.00	3,000.00		3,000.00	2,245.74	754.26

CURRENT FUND - APPROPRIATIONS

CY

8. GENERAL APPROPRIATIONS	FCOA	Appropriated				Expended CY 2018	
		CY 2019	CY 2018	CY 2018 By Emergency Appropriation	Total for CY2018 As Modified By All Transfers	Paid or Charged	Reserved
(A) Operations - within "CAPS" - (continued)							
UNCLASSIFIED:							
Electricity	31-430-2	135,000.00	142,000.00		139,200.00	129,696.54	9,503.46
Gasoline	31-460-2	67,000.00	55,000.00		65,000.00	62,853.64	2,146.36
Heating Gas	31-446-2	35,000.00	32,000.00		32,000.00	31,555.22	444.78
Telephone	31-447-2	55,000.00	57,000.00		57,000.00	30,582.06	26,417.94
Irrigation	31-448-2	25,000.00	25,000.00		25,000.00	12,623.26	12,376.74
Accumulated Sick and Vacation	31-449-2		50,000.00		50,000.00	50,000.00	
Shipping Cost	31-450-2	2,500.00	2,000.00		2,000.00	665.49	1,334.51
Salary and Wage Adjustment	31-451-2		25,000.00				
Total Operations (Item 8(A)) within "CAPS"	32315-00	7,485,220.00	7,251,474.00		7,251,474.00	6,902,301.99	349,172.01
B. Contingent	35-470	1,500.00	1,500.00	xxxxxxxxxxxxxxx	1,500.00		1,500.00
Total Operations Including Contingent - within "CAPS"	30001-00	7,486,720.00	7,252,974.00		7,252,974.00	6,902,301.99	350,672.01
Detail:							
Salaries & Wages	30001-11	4,003,120.00	3,822,174.00		3,847,174.00	3,834,508.65	12,665.35
Other Expenses (Including Contingent)	30001-99	3,483,600.00	3,430,800.00		3,405,800.00	3,067,793.34	338,006.66

CURRENT FUND - APPROPRIATIONS

CY

8. GENERAL APPROPRIATIONS	FCOA	Appropriated				Expended CY 2018	
		CY 2019	CY 2018	CY 2018 By Emergency Appropriation	Total for CY2018 As Modified By All Transfers	Paid or Charged	Reserved
(E) Deferred Charges and Statutory Expenditures - Municipal within "CAPS"	XXXXXXXXXX	XXXXXXXXXXXXXXXXXX	XXXXXXXXXXXXXXXXXX	XXXXXXXXXXXXXXXXXX	XXXXXXXXXXXXXXXXXX	XXXXXXXXXXXXXXXXXX	XXXXXXXXXXXXXXXXXX
(1) DEFERRED CHARGES:	XXXXXXXXXX	XXXXXXXXXXXXXXXXXX	XXXXXXXXXXXXXXXXXX	XXXXXXXXXXXXXXXXXX	XXXXXXXXXXXXXXXXXX	XXXXXXXXXXXXXXXXXX	XXXXXXXXXXXXXXXXXX
Emergency Authorizations	46-870			XXXXXXXXXXXXXXXXXX			XXXXXXXXXXXXXXXXXX
Cash Deficits of Preceding Year:				XXXXXXXXXXXXXXXXXX			XXXXXXXXXXXXXXXXXX
Dog License Trust Fund	46-886	3,145.52	3,624.00	XXXXXXXXXXXXXXXXXX	3,624.00	3,624.00	XXXXXXXXXXXXXXXXXX
				XXXXXXXXXXXXXXXXXX			XXXXXXXXXXXXXXXXXX
				XXXXXXXXXXXXXXXXXX			XXXXXXXXXXXXXXXXXX
				XXXXXXXXXXXXXXXXXX			XXXXXXXXXXXXXXXXXX
				XXXXXXXXXXXXXXXXXX			XXXXXXXXXXXXXXXXXX
				XXXXXXXXXXXXXXXXXX			XXXXXXXXXXXXXXXXXX
				XXXXXXXXXXXXXXXXXX			XXXXXXXXXXXXXXXXXX
				XXXXXXXXXXXXXXXXXX			XXXXXXXXXXXXXXXXXX
				XXXXXXXXXXXXXXXXXX			XXXXXXXXXXXXXXXXXX
				XXXXXXXXXXXXXXXXXX			XXXXXXXXXXXXXXXXXX
				XXXXXXXXXXXXXXXXXX			XXXXXXXXXXXXXXXXXX
				XXXXXXXXXXXXXXXXXX			XXXXXXXXXXXXXXXXXX
				XXXXXXXXXXXXXXXXXX			XXXXXXXXXXXXXXXXXX
				XXXXXXXXXXXXXXXXXX			XXXXXXXXXXXXXXXXXX
				XXXXXXXXXXXXXXXXXX			XXXXXXXXXXXXXXXXXX

CURRENT FUND - APPROPRIATIONS

CY

8. GENERAL APPROPRIATIONS	FCOA	Appropriated			Expended CY 2018		
		CY 2019	CY 2018	CY 2018 By Emergency Appropriation	Total for CY2018 As Modified By All Transfers	Paid or Charged	Reserved
(E) Deferred Charges and Statutory Expenditures - Municipal within "CAPS" (continued)	XXXXXXXXXX	XXXXXXXXXXXXXXXXXXXX	XXXXXXXXXXXXXXXXXXXX	XXXXXXXXXXXXXXXXXXXX	XXXXXXXXXXXXXXXXXXXX	XXXXXXXXXXXXXXXXXXXX	XXXXXXXXXXXXXXXXXXXX
(2) STATUTORY EXPENDITURES:	XXXXXXXXXX	XXXXXXXXXXXXXXXXXXXX	XXXXXXXXXXXXXXXXXXXX	XXXXXXXXXXXXXXXXXXXX	XXXXXXXXXXXXXXXXXXXX	XXXXXXXXXXXXXXXXXXXX	XXXXXXXXXXXXXXXXXXXX
Contribution to:							
Public Employees' Retirement System	36-471	196,845.00	205,233.88		205,233.88	205,233.88	
Social Security System (O.A.S.I.)	36-472	312,625.00	305,000.00		305,000.00	303,446.09	1,553.91
Consolidated Police and Firemen's Pension Fund	36-474						
Police and Firemen's Retirement System of N.J.	36-475	409,919.00	336,512.00		336,512.00	336,512.00	
Unemployment Compensation Insurance	36-476	5,000.00	5,000.00		5,000.00	5,000.00	
Total Deferred Charges and Statutory Expenditures - Municipal within "CAPS"	30004-00	927,534.52	855,369.88		855,369.88	853,815.97	1,553.91
(G) Cash Deficit of Preceding Year	46-885						
Cash Deficit - Sewer Utility Fund							
(H-1) Total General Appropriations for Municipal Purposes within "CAPS"	30005-00	8,414,254.52	8,108,343.88		8,108,343.88	7,756,117.96	352,225.92

CURRENT FUND - APPROPRIATIONS

CY

8. GENERAL APPROPRIATIONS (A) Operations - Excluded from "CAPS"	FCOA	Appropriated				Expended CY 2018	
		CY 2019	CY 2018	CY 2018 By Emergency Appropriation	Total for CY2018 As Modified By: All Transfers	Paid or Charged	Reserved
		xxxxxxxxxxxxxxxx	xxxxxxxxxxxxxxxx	xxxxxxxxxxxxxx	xxxxxxxxxxxxxxxx	xxxxxxxxxxxxxx	xxxxxxxxxxxxxxxx
Contribution to:							
Aid to Free Public Library	29390-2	38,000.00	37,500.00		37,500.00	37,500.00	
Police - #911 System	25-250-2	9,100.00	9,100.00		9,100.00	8,966.55	133.45
Police - Reverse #911 System.	25-250-3	6,100.00	6,100.00		6,100.00	6,010.00	90.00
Insurance:							
Employee Group Insurance	23-220-2						
Length of Service Awards Program	30-416	48,000.00	48,000.00		48,000.00	48,000.00	

CURRENT FUND - APPROPRIATIONS

CY

8. GENERAL APPROPRIATIONS	FCOA	Appropriated				Expended CY 2018	
		CY 2019	CY 2018	CY 2018 By Emergency Appropriation	Total for CY2018 As Modified By All Transfers	Paid or Charged	Reserved
(A) Operations - Excluded from "CAPS" - (Cont.)							
Total Other Operations - Excluded from "CAPS"	xxxxxxxxxx	101,200.00	100,700.00		100,700.00	100,476.55	223.45

CURRENT FUND - APPROPRIATIONS

CY

8. GENERAL APPROPRIATIONS	FCOA	Appropriated				Expended CY 2018	
		CY 2019	CY 2018	CY 2018 By Emergency Appropriation	Total for CY2018 As Modified By All Transfers	Paid or Charged	Reserved
(A) Operations - Excluded from "CAPS" - (Cont.)							
Uniform Construction Code	XXXXXXXXXX	XXXXXXXXXXXXXXXXXX	XXXXXXXXXXXXXXXXXX	XXXXXXXXXXXXXXXXXX	XXXXXXXXXXXXXXXXXX	XXXXXXXXXXXXXXXXXX	XXXXXXXXXXXXXXXXXX
Appropriations Offset by Increased							
Fee Revenues (N.J.A.C. 5:23-4.17)	XXXXXXXXXX	XXXXXXXXXXXXXXXXXX	XXXXXXXXXXXXXXXXXX	XXXXXXXXXXXXXXXXXX	XXXXXXXXXXXXXXXXXX	XXXXXXXXXXXXXXXXXX	XXXXXXXXXXXXXXXXXX
Uniform Construction Code:							
Salaries and Wages	22-195-1						
Total Uniform Construction Code Appropriations	XXXXXXXXXX						

CURRENT FUND - APPROPRIATIONS

CY

8. GENERAL APPROPRIATIONS (A) Operations - Excluded from "CAPS" - (Cont.)	FCOA	Appropriated				Expended CY 2018:	
		CY 2019	CY 2018	CY 2018 By Emergency Appropriation	Total for CY2018 As Modified By All Transfers	Paid or Charged	Reserved
Shared Services Agreements	xxxxxxxx	xxxxxxxxxxxxxxxx	xxxxxxxxxxxxxxxx	xxxxxxxxxxxxxxxx	xxxxxxxxxxxxxxxx	xxxxxxxxxxxxxxxx	xxxxxxxxxxxxxxxx
Registrar Services - Keyport Borough		5,150.00	5,150.00		5,150.00	5,150.00	
Total Shared Services Agreements	xxxxxxxx	5,150.00	5,150.00		5,150.00	5,150.00	

CURRENT FUND - APPROPRIATIONS

CY

8. GENERAL APPROPRIATIONS	FCOA	Appropriated				Expended CY 2018	
		CY 2019	CY 2018	CY 2018 By Emergency Appropriation	Total for CY2018 As Modified By All Transfers	Paid or Charged	Reserved
(A) Operations - Excluded from "CAPS" - (Cont.)							
Additional Appropriations Offset by Revenues (N.J.S. 40A:4-45.3h)	XXXXXXXXXX	XXXXXXXXXXXXXXXXXX	XXXXXXXXXXXXXXXXXX	XXXXXXXXXXXXXXXXXX	XXXXXXXXXXXXXXXXXX	XXXXXXXXXXXXXXXXXX	XXXXXXXXXXXXXXXXXX
Total Additional Appropriations Offset by Revenues (N.J.S. 40A:4-45.3h)	XXXXXXXXXX						

CURRENT FUND - APPROPRIATIONS

CY

8. GENERAL APPROPRIATIONS	FCOA	Appropriated				Expended CY 2018	
		CY 2019	CY 2018	CY 2018 By Emergency Appropriation	Total for CY2018 As Modified By All Transfers	Paid or Charged	Reserved
(A) Operations - Excluded from "CAPS" - (Cont.)							
Public and Private Programs Offset by Revenues	XXXXXXXXXX	XXXXXXXXXXXXXXXXXX	XXXXXXXXXXXXXXXXXX	XXXXXXXXXXXXXXXXXX	XXXXXXXXXXXXXXXXXX	XXXXXXXXXXXXXXXXXX	XXXXXXXXXXXXXXXXXX
Click It or Ticket Grant							
Drive Sober Get Pulled Over	41-724		5,000.00		5,000.00	5,000.00	
Body Armor Grant - Unappropriated	41-710		2,159.83		2,159.83	2,159.83	
Recycling Tonnage Grant - Unappropriated	41-711		8,419.04		8,419.04	8,419.04	
Alcohol Education and Rehabilitation	41-716		3,474.35		3,474.35	3,474.35	
Body Armor Grant - Unappropriated	41-728	2,046.98					
FEMA- Acquisition of Easements - Shore Protection	10-711		750,000.00		750,000.00	750,000.00	
Satuation Patrol Grant			15,200.00		15,200.00	15,200.00	
Cops in Shops Grant	41-715		6,600.00		6,600.00	6,600.00	
Clean Communities - Unappropriated	41-770	11,784.89	12,315.44		12,315.44	12,315.44	
Drunk Driving Enforcement Fund	41-722	1,740.00	8,059.51		8,059.51	8,059.51	
Distracted Driver Grant			6,600.00		6,600.00	6,600.00	
Driving While Intoxicated Grant - Court Session	41-723	3,002.53					
Recycling Tonnage Grant	41-272	8,811.27					

CURRENT FUND - APPROPRIATIONS

CY

8. GENERAL APPROPRIATIONS	FCOA	Appropriated				Expended CY 2018	
		CY 2019	CY 2018	CY 2018 By Emergency Appropriation	Total for CY2018 As Modified By All Transfers	Paid or Charged	Reserved
(A) Operations - Excluded from "CAPS" - (Cont.)							
Public and Private Programs Offset by Revenues (continued)	xxxxxxxxxx	xxxxxxxxxxxxxxxx	xxxxxxxxxxxxxxxx	xxxxxxxxxxxxxxxx	xxxxxxxxxxxxxxxx	xxxxxxxxxxxxxxxx	xxxxxxxxxxxxxxxx
Total Public and Private Programs Offset by Revenues	xxxxxxxxxx	27,385.67	817,828.17		817,828.17	817,828.17	
Total Operations - Excluded from "CAPS"	60023-00	133,735.67	923,678.17		923,678.17	923,454.72	223.45
Detail:							
Salaries & Wages	60023-11						
Other Expenses	60023-99	133,735.67	923,678.17		923,678.17	923,454.72	223.45

CURRENT FUND - APPROPRIATIONS

CY

8. GENERAL APPROPRIATIONS	FCOA.	Appropriated			Expended CY 2018		
		CY 2019	CY 2018	CY 2018 By Emergency Appropriation	Total for CY2018 As Modified By All Transfers	Paid or Charged	Reserved
(C) Capital Improvements - Excluded from "CAPS"							
Capital Improvement Fund	44-901	20,000.00	50,000.00	xxxxxxxxxxxxxx	50,000.00	50,000.00	
License Plate Reader	44-902	15,000.00					
Police Computers for Cars	44-922		30,000.00		30,000.00		30,000.00
Evidence Room Improvements	44-921	17,000.00					
Fire Chief's Vehicle	44-910	13,000.00	12,900.00		12,900.00	12,777.19	122.81
Surveillance Camera Replacement	44-915	10,000.00					
EMS Captain Vehicle	44-919		13,000.00		13,000.00		13,000.00
Fire Department Equipment - Testing	44-917	8,000.00	8,000.00		8,000.00	7,488.75	511.25
Alcotest Reader	44-914		23,000.00		23,000.00		23,000.00
Public Works Vehicle	44-911	9,000.00	9,000.00		9,000.00	8,912.64	87.36
Paving of St. Johns Street		181,000.00					
Purchase of Street Sweeper	44-925		81,500.00		81,500.00	81,500.00	
Scholer Park Landscape / Drainage Improvents	44-926	15,000.00					
Road Overlay of Various Borough Roads	44-920	16,000.00	34,000.00		34,000.00	34,000.00	
Scholer Park Recreation Improvements	44-912	15,000.00	70,000.00		70,000.00	44,550.40	25,449.60
EMS Equipment	44-913		32,000.00		32,000.00	15,665.51	16,334.49
Scholer Park Pavement Improvements	44-918	15,000.00					

CURRENT FUND - APPROPRIATIONS

CY

8. GENERAL APPROPRIATIONS	FCOA	Appropriated				Expended CY 2018	
		CY 2019	CY 2018	CY 2018 By Emergency Appropriation	Total for CY2018 As Modified By All Transfers	Paid or Charged	Reserved
(C) Capital Improvements - Excluded from "CAPS"							
Electrical Upgrades to Elison Park and Scholer Park	44-923	12,000.00					
Public and Private Programs Offset by Revenues:	xxxxxxxx	xxxxxxxxxxxxxxxx	xxxxxxxxxxxxxxxx	xxxxxxxxxxxx	xxxxxxxxxxxxxxxxxxxxxxxx	xxxxxxxxxxxxxxxx	xxxxxxxxxxxxxxxx
New Jersey Transportation Trust Fund Authority Act	41-865						
Total Capital Improvements Excluded from "CAPS"	60002-00	346,000.00	363,400.00		363,400.00	254,894.49	108,505.51

CURRENT FUND - APPROPRIATIONS

CY

8. GENERAL APPROPRIATIONS	FCOA	Appropriated				Expended CY 2018	
		CY 2019	CY 2018	CY 2018 By Emergency Appropriation	Total for CY2018 As Modified By All Transfers	Paid or Charged	Reserved
(D) Municipal Debt Service - Excluded from "CAPS"							
Payment of Bond Principal	45-920	265,000.00	255,000.00		255,000.00	255,000.00	xxxxxxxxxxxx
Payment of Bond Anticipation Notes and Capital Notes	45-925	275,676.00	288,411.00		288,411.00	288,411.00	xxxxxxxxxxxx
Interest on Bonds	45-930	97,120.00	103,720.00		103,720.00	103,720.00	xxxxxxxxxxxx
Interest on Notes	45-935	213,355.00	140,084.00		140,084.00	139,130.44	xxxxxxxxxxxx
Green Trust Loan Program:	xxxxxxxx	xxxxxxxxxxxx	xxxxxxxxxxxx	xxxxxxxxxxxx	xxxxxxxxxxxx	xxxxxxxxxxxx	xxxxxxxxxxxx
Loan Repayments for Principal and Interest	45-940	117,000.00	117,000.00		117,000.00	116,463.71	xxxxxxxxxxxx
NJ Infrastructure Loan	45-950	36,000.00	37,000.00		37,000.00	36,957.65	xxxxxxxxxxxx
Community Disaster Loan		135,000.00					xxxxxxxxxxxx
							xxxxxxxxxxxx
							xxxxxxxxxxxx
							xxxxxxxxxxxx
							xxxxxxxxxxxx
							xxxxxxxxxxxx
							xxxxxxxxxxxx
							xxxxxxxxxxxx
							xxxxxxxxxxxx
							xxxxxxxxxxxx
							xxxxxxxxxxxx
							xxxxxxxxxxxx
Total Municipal Debt Service - Excluded from "CAPS"	60003-00	1,139,151.00	941,215.00		941,215.00	939,682.80	xxxxxxxxxxxx

CURRENT FUND - APPROPRIATIONS

CY

8. GENERAL APPROPRIATIONS (E) Deferred Charges - Municipal - Excluded from "CAPS"	FCOA	Appropriated				Expended CY 2018	
		CY 2019	CY 2018	CY 2018 By Emergency Appropriation	Total for CY2018 As Modified By All Transfers	Paid or Charged	Reserved
(1) DEFERRED CHARGES:	XXXXXXXXXX	XXXXXXXXXXXXXXXXXX	XXXXXXXXXXXXXXXXXX	XXXXXXXXXXXXXXXXXX	XXXXXXXXXXXXXXXXXX	XXXXXXXXXXXXXXXXXX	XXXXXXXXXXXXXXXXXX
Emergency Authorizations	46-870			XXXXXXXXXXXXXXXXXX			XXXXXXXXXXXXXXXXXX
Special Emergency Authorizations - 5 Years (N.J.S. 40A:4-55)	46-875			XXXXXXXXXXXXXXXXXX			XXXXXXXXXXXXXXXXXX
Special Emergency Authorizations - 3 Years (N.J.S. 40A:4-55.1 & 40A:4-55.13)	46-871			XXXXXXXXXXXXXXXXXX			XXXXXXXXXXXXXXXXXX
				XXXXXXXXXXXXXXXXXX			XXXXXXXXXXXXXXXXXX
				XXXXXXXXXXXXXXXXXX			XXXXXXXXXXXXXXXXXX
				XXXXXXXXXXXXXXXXXX			XXXXXXXXXXXXXXXXXX
				XXXXXXXXXXXXXXXXXX			XXXXXXXXXXXXXXXXXX
				XXXXXXXXXXXXXXXXXX			XXXXXXXXXXXXXXXXXX
				XXXXXXXXXXXXXXXXXX			XXXXXXXXXXXXXXXXXX
				XXXXXXXXXXXXXXXXXX			XXXXXXXXXXXXXXXXXX
				XXXXXXXXXXXXXXXXXX			XXXXXXXXXXXXXXXXXX
				XXXXXXXXXXXXXXXXXX			XXXXXXXXXXXXXXXXXX
				XXXXXXXXXXXXXXXXXX			XXXXXXXXXXXXXXXXXX
				XXXXXXXXXXXXXXXXXX			XXXXXXXXXXXXXXXXXX
				XXXXXXXXXXXXXXXXXX			XXXXXXXXXXXXXXXXXX
				XXXXXXXXXXXXXXXXXX			XXXXXXXXXXXXXXXXXX
Total Deferred Charges - Municipal - Excluded from "CAPS"	60024-00			XXXXXXXXXXXXXXXXXX			XXXXXXXXXXXXXXXXXX
(F) Judgments (N.J.S.A. 40A:4-45.3cc)	37-480						
(N) Transferred to Board of Education for Use of Local Schools (N.J.S.A. 40:48-17.1 & 17.3)	29-405			XXXXXXXXXXXXXXXXXX			XXXXXXXXXXXXXXXXXX
				XXXXXXXXXXXXXXXXXX			XXXXXXXXXXXXXXXXXX
(G) With Prior Consent of Local Finance Board: Cash Deficit of Preceding Year	46-885			XXXXXXXXXXXXXXXXXX			XXXXXXXXXXXXXXXXXX
				XXXXXXXXXXXXXXXXXX			XXXXXXXXXXXXXXXXXX
(H-2) Total General Appropriations for Municipal Purposes Excluded from "CAPS"	60025-00	1,618,886.67	2,228,293.17		2,228,293.17	2,118,032.01	108,728.96

CURRENT FUND - APPROPRIATIONS

CY

8. GENERAL APPROPRIATIONS	FCOA	Appropriated				Expended CY 2018	
		CY 2019	CY 2018	CY 2018 By Emergency Appropriation	Total for CY2018 As Modified By All Transfers	Paid or Charged	Reserved
For Local District School Purposes - Excluded from "CAPS"	XXXXXXXXXX	XXXXXXXXXXXXXXXXXX	XXXXXXXXXXXXXXXXXX	XXXXXXXXXXXXXXXXXX	XXXXXXXXXXXXXXXXXX	XXXXXXXXXXXXXXXXXX	XXXXXXXXXXXXXXXXXX
(1) Type 1 District School Debt Service	XXXXXXXXXX	XXXXXXXXXXXXXXXXXX	XXXXXXXXXXXXXXXXXX	XXXXXXXXXXXXXXXXXX	XXXXXXXXXXXXXXXXXX	XXXXXXXXXXXXXXXXXX	XXXXXXXXXXXXXXXXXX
Payment of Bond Principal	48-920						XXXXXXXXXXXXXXXXXX
Payment of Bond Anticipation Notes	48-925						XXXXXXXXXXXXXXXXXX
Interest on Bonds	48-930						XXXXXXXXXXXXXXXXXX
	48-935						XXXXXXXXXXXXXXXXXX
							XXXXXXXXXXXXXXXXXX
Total of Type 1 District School Debt Service - Excluded from "CAPS"	60006-00						XXXXXXXXXXXXXXXXXX
(J) Deferred Charges and Statutory Expenditures - Local School - Excluded from "CAPS"	XXXXXXXXXX	XXXXXXXXXXXXXXXXXX	XXXXXXXXXXXXXXXXXX	XXXXXXXXXXXXXXXXXX	XXXXXXXXXXXXXXXXXX	XXXXXXXXXXXXXXXXXX	XXXXXXXXXXXXXXXXXX
Emergency Authorizations - Schools	29-406			XXXXXXXXXXXXXXXXXX			XXXXXXXXXXXXXXXXXX
Capital Project for Land, Building or Equipment N.J.S. 18A:22-20	29-407						XXXXXXXXXXXXXXXXXX
Total of Deferred Charges and Statutory Expend- itures-Local School-Excluded from "CAPS"	60007-00						XXXXXXXXXXXXXXXXXX
(K) Total Municipal Appropriations for Local District School Purposes (Items (1) and (J))-Excluded from "CAPS"	60008-00						XXXXXXXXXXXXXXXXXX
(O) Total General Appropriations - Excluded from "CAPS"	60010-00	1,618,886.67	2,228,293.17		2,228,293.17	2,118,032.01	108,728.96
(L) Subtotal General Appropriations {Items (H-1) and (O)}	30009-00	10,033,141.19	10,336,637.05		10,336,637.05	9,874,149.97	460,954.88
(M) Reserve for Uncollected Taxes	50-899	470,016.31	419,200.00	XXXXXXXXXXXXXXXXXX	419,200.00	419,200.00	XXXXXXXXXXXXXXXXXX
9. Total General Appropriations	30000-00	10,503,157.50	10,755,837.05		10,755,837.05	10,293,349.97	460,954.88

CURRENT FUND - APPROPRIATIONS

CY

8: GENERAL APPROPRIATIONS Summary of Appropriations	FCOA	Appropriated				Expended CY 2018	
		CY 2019	CY 2018	CY 2018 By Emergency Appropriation	Total for CY2018 As Modified By All Transfers	Paid or Charged	Reserved
(H-1) Total General Appropriations for Municipal Purposes within "CAPS"	30005-00	8,414,254.52	8,108,343.88		8,108,343.88	7,756,117.96	352,225.92
	XXXXXXXXXX						
(A) Operations - Excluded from "CAPS"	XXXXXXXXXX	XXXXXXXXXXXXXXXXXX	XXXXXXXXXXXXXXXXXX	XXXXXXXXXXXXXXXXXX	XXXXXXXXXXXXXXXXXX	XXXXXXXXXXXXXXXXXX	XXXXXXXXXXXXXXXXXX
Other Operations	XXXXXXXXXX	101,200.00	100,700.00		100,700.00	100,476.55	223.45
Uniform Construction Code	XXXXXXXXXX						
Interlocal Municipal Services Agreements	XXXXXXXXXX	5,150.00	5,150.00		5,150.00	5,150.00	
Additional Appropriations Offset by Rev.	XXXXXXXXXX						
Public & Private Programs Offset by Rev.	XXXXXXXXXX	27,385.67	817,828.17		817,828.17	817,828.17	
Total Operations - Excluded from "CAPS"	60023-00	133,735.67	923,678.17		923,678.17	923,454.72	223.45
(C) Capital Improvements	60002-00	346,000.00	363,400.00		363,400.00	254,894.49	108,505.51
(D) Municipal Debt Service	60003-00	1,139,151.00	941,215.00		941,215.00	939,682.80	XXXXXXXXXXXXXXXXXX
(E) Deferred Charges - Excluded from "CAPS"	XXXXXXXXXX			XXXXXXXXXXXXXXXXXX			XXXXXXXXXXXXXXXXXX
(F) Judgments	37-480						
(G) Cash Deficits - With Prior Consent of LFB	46-885			XXXXXXXXXXXXXXXXXX			XXXXXXXXXXXXXXXXXX
(K) Local District School Purposes	60008-00						XXXXXXXXXXXXXXXXXX
(N) Transferred to Board of Education	29-405			XXXXXXXXXXXXXXXXXX			XXXXXXXXXXXXXXXXXX
(M) Reserve for Uncollected Taxes	50-899	470,016.31	419,200.00	XXXXXXXXXXXXXXXXXX	419,200.00	419,200.00	XXXXXXXXXXXXXXXXXX
Total General Appropriations	30000-00	10,503,157.50	10,755,837.05		10,755,837.05	10,293,349.97	460,954.88

DEDICATED SEWER UTILITY BUDGET

10. DEDICATED REVENUES FROM SEWER UTILITY	FCOA	Anticipated		Realized in Cash in 2018
		CY2019	CY2018	
Operating Surplus Anticipated	08-501			
Operating Surplus Anticipated with Prior Written Consent of Director of Local Government Services	08-502			
Total Operating Surplus Anticipated	08-500			
Rents	08-503	1,200,843.00	1,209,578.00	1,318,892.16
BRSA Surcharge	08-505			
Bayshore Regional Sewerage Authority:				
Host Fees	08-506			
Special Items of General Revenue Anticipated with Prior Written Consent of Director of Local Government Services.	XXXXXXXXXXXX	XXXXXXXXXXXX	XXXXXXXXXXXX	XXXXXXXXXXXX
	08-507			
	08-508			
Deficit (General Budget)	08-549			
Total Sewer Utility Revenues	91107-00	1,200,843.00	1,209,578.00	1,318,892.16

Use a separate set of sheets for

each separate Utility.

DEDICATED SEWER UTILITY BUDGET - (continued)

11. APPROPRIATIONS FOR SEWER UTILITY	FCOA	Appropriated				Expended 2018	
		for CY 2019	for CY 2018	For 2018 By Emergency Appropriation	Total for 2018 As Modified By All Transfers	Paid or Charged	Reserved
Operating:	XXXXXXXX	XXXXXXXXXXXX	XXXXXXXXXXXX	XXXXXXXXXXXX	XXXXXXXXXXXX	XXXXXXXXXXXX	XXXXXXXXXXXX
Salaries & Wages	55-501	60,000.00	55,000.00		55,000.00	55,000.00	
Other Expenses	55-502	65,000.00	90,000.00		90,000.00	51,262.09	38,737.91
Sewer System Share of Cost:							
Bayshore Regional Sewerage Authority	55-502	760,000.00	760,000.00		760,000.00	740,730.96	19,269.04
Capital Improvements:	XXXXXXXX	XXXXXXXXXXXX	XXXXXXXXXXXX	XXXXXXXXXXXX	XXXXXXXXXXXX	XXXXXXXXXXXX	XXXXXXXXXXXX
Down Payments on Improvements	55-510						
Capital Improvement Fund	55-511	5,000.00	5,000.00	XXXXXXXXXXXX	5,000.00	5,000.00	
Capital Outlay	55-512	70,000.00	129,000.00		129,000.00	81,500.00	47,500.00
Debt Service:	XXXXXXXX	XXXXXXXXXXXX	XXXXXXXXXXXX	XXXXXXXXXXXX	XXXXXXXXXXXX	XXXXXXXXXXXX	XXXXXXXXXXXX
Payment of Bond Principal	55-520						XXXXXXXXXXXX
Payment of Bond Anticipation Notes	55-521	75,000.00	50,000.00		50,000.00	50,000.00	XXXXXXXXXXXX
Interest on Bonds	55-522						XXXXXXXXXXXX
Interest on Notes	55-523	36,260.00	3,778.00		3,778.00	3,778.00	XXXXXXXXXXXX
USDA Loan - Interest	55-524	89,377.00	78,300.79		78,300.79	77,894.79	XXXXXXXXXXXX
USDA Loan - Principal	55-525	37,206.00	35,499.21		35,499.21	35,499.21	XXXXXXXXXXXX

DEDICATED SEWER UTILITY BUDGET - (continued)

11. APPROPRIATIONS FOR SEWER UTILITY	FCOA	Appropriated				Expended 2018	
		for CY 2019	for CY 2018	For 2018 By Emergency Appropriation	Total for 2018 As Modified By All Transfers	Paid or Charged	Reserved
Deferred Charges and Statutory Expenditures:	XXXXXXXX	XXXXXXXXXXXX	XXXXXXXXXXXX	XXXXXXXXXXXX	XXXXXXXXXXXX	XXXXXXXXXXXX	XXXXXXXXXXXX
DEFERRED CHARGES:	XXXXXXXX	XXXXXXXXXXXX	XXXXXXXXXXXX	XXXXXXXXXXXX	XXXXXXXXXXXX	XXXXXXXXXXXX	XXXXXXXXXXXX
Emergency Authorizations	55-530			XXXXXXXXXXXX			XXXXXXXXXXXX
Deficit - Dedicated Sewer Utility Assessment Budget	55-531			XXXXXXXXXXXX			XXXXXXXXXXXX
				XXXXXXXXXXXX			XXXXXXXXXXXX
				XXXXXXXXXXXX			XXXXXXXXXXXX
				XXXXXXXXXXXX			XXXXXXXXXXXX
STATUTORY EXPENDITURES:	XXXXXXXX	XXXXXXXXXXXX	XXXXXXXXXXXX	XXXXXXXXXXXX	XXXXXXXXXXXX	XXXXXXXXXXXX	XXXXXXXXXXXX
Contribution to:							
Public Employees' Retirement System	55-540						
Social Security System (O.A.S.I.)	55-541	2,000.00	2,000.00		2,000.00		2,000.00
Unemployment Compensation Insurance (N.J.S.A. 43:21-3 et. seq.)	55-542	1,000.00	1,000.00		1,000.00	1,000.00	
Judgments	55-531						
Deficit in Operations in Prior Years	55-532			XXXXXXXXXXXX			XXXXXXXXXXXX
Surplus (General Budget)	55-545			XXXXXXXXXXXX			XXXXXXXXXXXX
Total Sewer Utility Appropriations	92 09-00	1,200,843.00	1,209,578.00		1,209,578.00	1,101,665.05	107,506.95

DEDICATED ASSESSMENT BUDGET

14. DEDICATED REVENUES FROM	Anticipated		Realized in Cash in 2018
	2019	2018	
Assessment Cash			
Deficit (General Budget)			
Total Assessment Revenues			
15. APPROPRIATIONS FOR ASSESSMENT DEBT	Appropriated		Expended 2018 Paid or Charged
	2019	2018	
Payment of Bond Principal			
Payment of Bond Anticipation Notes			
Total Assessment Appropriations			

DEDICATED WATER UTILITY ASSESSMENT BUDGET

14. DEDICATED REVENUES FROM	Anticipated		Realized in Cash in 2018
	2019	2018	
Assessment Cash			
Deficit Water Utility Budget			
Total Water Utility Assessment Revenues			
15. APPROPRIATIONS FOR ASSESSMENT DEBT	Appropriated		Expended 2018 Paid or Charged
	2019	2018	
Payment of Bond Principal			
Payment of Bond Anticipation Notes			
Total Water Utility Assessment Appropriations			

DEDICATED ASSESSMENT BUDGET SEWER UTILITY

CY

14. DEDICATED REVENUES FROM	Anticipated		Realized in
	2019	2018	Cash in 2018
Assessment Cash			
Deficit (Sewer Operating Utility Budget)			
Total Sewer Utility Assessment Revenues			
15. APPROPRIATIONS FOR ASSESSMENT DEBT	Appropriated		Expended 2018
	2019	2018	Paid or Charged
Payment of Bond Principal			
Payment of Bond Anticipation Notes			
Total Sewer Utility Assessment Appropriations			

Dedication by Rider - (N.J.S. 40A:4-39) "The dedicated revenues anticipated during the year 2019 from Animal Control, State or Federal Aid for Maintenance of Libraries, Bequest, Escheat; Construction Code Fees Due Hackensack Meadowlands Development Commission; Outside Employment of Off-Duty Municipal Police Officers; Unemployment Compensation Insurance; Reimbursement of Sale of Gasoline to State Automobiles; State Training Fees - Uniform Construction Code Act; Older Americans Acts - Program Contributions; Municipal Alliance on Alcoholism and Drug Abuse - Program Income; Parking Offense Adjudication Act; Union Beach Day; Donations - Emergency Management; 75th Anniversary; Neighborhood Watch Program; Municipal Public Defender Law; Developer's Escrow Fees - Basin Maintenance; Storm Recovery Trust Fund; Accumulated Absences; DARE Program; National Night Out; Police Youth Week; Hurricane Sandy damage to Scholer Park and Repairs; Volunteer Fire EMS Equipment Donations; Disposal of Forfeited Property.

are hereby anticipated as revenue and are hereby appropriated for the purposes to which said revenue is dedicated by statute or other legal requirement."

(Insert additional, appropriate titles in space above when applicable, if resolution for rider has been approved by the Director.)

APPENDIX TO BUDGET STATEMENT

CY

COMPARATIVE STATEMENT OF CURRENT FUND OPERATIONS AND
CHANGE IN CURRENT SURPLUS

CURRENT FUND BALANCE SHEET - Dec. 31, 2018

ASSETS		
Cash	1110100	5,577,231.85
Due from State of N.J. (C. 20, P.L. 1961)	1111000	35,970.03
Federal and State Grants Receivable	1110200	112,782.06
Receivables with Offsetting Reserves:	XXXXXXX	XXXXXXXXXXXXX
Taxes Receivable	1110300	401,740.21
Tax Title Liens Receivable	1110400	31,381.76
Property Acquired by Tax Title Lien Liquidation	1110500	2,191,000.00
Other Receivables	1110600	80,347.30
Deferred Charges Required to be in SFY 2019 Budget	1110700	
Deferred Charges Required to be in Budgets Subsequent to SFY 2019	1110800	
Total Assets	1110900	8,430,453.21

LIABILITIES, RESERVES AND SURPLUS

*Cash Liabilities	2110100	4,372,277.72
Reserves for Receivables	2110200	2,704,469.27
Surplus	2110300	1,353,706.22
Total Liabilities, Reserves and Surplus		8,430,453.21

School Tax Levy Unpaid	2220100	
Less: School Tax Deferred	2220200	
*Balance Included in Above "Cash Liabilities"	2220300	

(Important: This appendix must be included in advertisement of budget.)

		CY 2018	CY 2017
Surplus Balance, January 1st	2310100	1,419,883.99	1,054,427.35
CURRENT REVENUE ON A CASH BASIS:			
Current Taxes:			
*(Percentage collected: CY 2018 97.22 %, CY 2017 97.95%)	2310200	15,062,897.42	14,839,479.16
Delinquent Taxes	2310300	295,454.28	364,778.33
Other Revenues and Additions to Income	2310400	3,374,197.21	3,125,662.31
Total Funds	23105	20,152,432.90	19,384,347.15
EXPENDITURES AND TAX REQUIREMENTS:			
Municipal Appropriations	2310600	10,335,104.85	9,720,769.50
School Taxes (Including Local and Regional)	2310700	6,628,685.00	6,563,698.00
County Taxes (Including Added Tax Amounts)	2310800	1,756,433.56	1,663,547.64
Special District Taxes	2310900		
Other Expenditures and Deductions from Income	2311000	78,503.27	16,448.02
Total Expenditures and Tax Requirements	2311100	18,798,726.68	17,964,463.16
Less: Expenditures to be Raised by Future Taxes	2311200		
Total Adjusted Expenditures and Tax Requirements	2311300	18,798,726.68	17,964,463.16
Surplus Balance - Dec., 31th	2311400	1,353,706.22	1,419,883.99

*Nearest even percentage may be used.

Proposed Use of Current Fund Surplus in Budget

Surplus Balance Dec. 31, 2017	2311500	1,353,706.22
Current Surplus Anticipated in CY Budget	2311600	815,000.00
Surplus Balance Remaining	2311700	538,706.22

YEAR 2019

CAPITAL BUDGET AND CAPITAL IMPROVEMENT PROGRAM

This section is included with the Annual Budget pursuant to N.J.A.C. 5:30-4. It does not in itself confer any authorization to raise or expend funds. Rather it is a document used as part of the local unit's planning and management program. Specific authorization to expend funds for purposes described in this section must be granted elsewhere, by a separate bond ordinance, by inclusion of a line item in the Capital Improvement Section of this budget, by an ordinance taking the money from the Capital Improvement Fund, or other lawful means.

CAPITAL BUDGET

- A plan for all capital expenditures for the current fiscal year.

If no Capital Budget is included, check the reason why:

Total Capital expenditures this year do not exceed \$25,000, including appropriations for Capital Improvement Fund, Capital Line Items and Down Payments on Improvements.

No bond ordinances are planned this year.

CAPITAL IMPROVEMENT PROGRAM

- A multi-year list of planned capital projects, including the current year.

Check appropriate box for number of years covered, including current year:

3 years. (Population under 10,000)

6 years. (Over 10,000 and all county governments)

___ years. (Exceeding minimum time period)

Check if municipality is under 10,000, has not expended more than \$25,000 annually for capital purposes in immediately previous three years, and is not adopting CIP.

NARRATIVE FOR CAPITAL IMPROVEMENT PROGRAM

The proposed capital plan is designed to continue in meeting the needs of the residents of the Borough of Union Beach.

CAPITAL BUDGET (Current Year Action)

Local Unit Borough of Union Beach

1 PROJECT TITLE	2 PROJECT NUMBER	3 ESTIMATED TOTAL COST	4 AMOUNTS RESERVED IN PRIOR YEARS	PLANNED FUNDING SOURCES FOR CURRENT YEAR -					6 TO BE FUNDED IN FUTURE YEARS
				5a BUDGET APPROPRIATIONS	5b CAPITAL IMPROVEMENT FUND	5c CAPITAL SURPLUS	5d GRANTS IN AID AND OTHER FUNDS	5e DEBT AUTHORIZED	
Various Road Improvements - Ocean Avenue Phase I	1	598,500.00			12,425.00		350,000.00	236,075.00	
Lighting at Helen Hayes Park	2	402,500.00			13,875.00		125,000.00	263,625.00	
Various Road Improvements - Campbell Street	3	112,000.00			5,600.00			106,400.00	
Sewer Utility									
2019 Sanitary Sewer Improvement Capital Plan	1	160,000.00			160,000.00				
PAGE TOTALS		1,273,000.00			191,900.00		475,000.00	606,100.00	

THREE YEAR CAPITAL PROGRAM CY - 2019 - 2021
ANTICIPATED PROJECT SCHEDULE AND FUNDING REQUIREMENTS

CY
Local Unit Borough of Union Beach

1 PROJECT TITLE	2 PROJECT NUMBER	3 ESTIMATED TOTAL COST	4 ESTIMATED COMPLETION TIME	FUNDING AMOUNTS PER BUDGET YEAR					
				5a 2019	5b 2020	5c 2021	5d 2022	5e 2023	5f 2024
Various Road Improvements - Ocean Avenue Phase I	1	598,500.00	2019	598,500.00					
Lighting at Helen Hayes Park	2	402,500.00	2019	402,500.00					
Various Road Improvements - Campbell Street	3	112,000.00	2019	112,000.00					
Sewer Utility									
2019 Sanitary Sewer Improvement Capital Plan	1	160,000.00	2019-2022	50,000.00	60,000.00	50,000.00			
PAGE TOTALS		1,273,000.00		1,163,000.00	60,000.00	50,000.00			

THREE YEAR CAPITAL PROGRAM CY - 2019 - 2021
SUMMARY OF ANTICIPATED FUNDING SOURCES AND AMOUNTS

CY
Local Unit Borough of Union Beach

1 PROJECT TITLE	2 ESTIMATED TOTAL COST	BUDGET APPROPRIATIONS		4 CAPITAL IMPROVE- MENT FUND	5 CAPITAL SURPLUS	6 GRANTS-IN- AID AND OTHER FUNDS	BONDS AND NOTES			
		3a CURRENT YEAR SFY2019	3b FUTURE YEARS				7a GENERAL	7b SELF LIQUIDATING	7c ASSESSMENT	7d SCHOOL
Various Road Improvements - Ocean Avenue Phase I	598,500.00			12,425.00		350,000.00	236,075.00			
Lighting at Helen Hayes Park	402,500.00			13,875.00		125,000.00	263,625.00			
Various Road Improvements - Campbell Street	112,000.00			5,600.00			106,400.00			
Sewer Utility										
PAGE TOTALS	1,113,000.00			31,900.00		475,000.00	606,100.00			

SECTION 2 - UPON ADOPTION FOR YEAR 2019
(Only to be Included in the Budget as Finally Adopted)

CY

Be it resolved by the _____ Mayor and Council _____ of the
 Borough of Union Beach _____, County of _____ Monmouth _____ that the budget hereinbefore set forth is hereby adopted and shall
 constitute an appropriation for the purposes stated in the sums therein set forth as appropriations, and authorization of the amount of:

- (a) \$ 7,097,210.45 (Item 2 below) for municipal purposes; and
- (b) \$ _____ (Item 3 below) for school purposes in Type I School Districts only (N.J.S. 18A:9-2) to be raised by taxation; and
- (c) \$ _____ (Item 4 below) to be added to the certificate of amount to be raised by taxation for local school purposes in
 Type II School Districts only (N.J.S. 18A:9-3) and certification to the County Board of Taxation of
 the following summary of general revenues and appropriations.
- (d) \$ _____ Sheet 43) Open Space, Recreation, Farmland and Historic Preservation Trust Fund Levy.

RECORDED VOTE (Insert last name)	Ayes	Wicki Roche Cavallo Lewandowski Andreuzzi Cocuzza	Nays	None	Abstained	None	Absent	None
	SUMMARY OF REVENUES							

1. GENERAL REVENUES		
Surplus Anticipated	08-100	\$ 815,000.00
Miscellaneous Revenues Anticipated	40004-10	\$ 2,195,947.05
Receipts from Delinquent Taxes	15-499	\$ 395,000.00
2. AMOUNT TO BE RAISED BY TAXATION FOR MUNICIPAL PURPOSES (Item 6(a), Sheet 11)	07-190	\$ 7,097,210.45
3. AMOUNT TO BE RAISED BY TAXATION FOR <u>SCHOOLS IN TYPE I SCHOOL DISTRICTS ONLY:</u>		
Item 6, Sheet 42	07-195	\$
Item 6(b), Sheet 11 (N.J.S. 40A:4-14)	07-191	\$
Total Amount to be Raised by Taxation for Schools in Type 1 School Districts Only		
4. TO BE ADDED TO THE CERTIFICATE FOR AMOUNT TO BE RAISED BY TAXATION FOR <u>SCHOOLS IN TYPE II SCHOOL DISTRICTS ONLY:</u>		
Item 6(b), Sheet 11 (N.J.S. 40A:4-14)	07-191	\$
Total Revenues	40000-00	\$ 10,503,157.50

SUMMARY OF APPROPRIATIONS

CY

5. GENERAL APPROPRIATIONS:	XXXXXXXXXX	XXXXXXXXXXXXXXXXXXXX
Within "CAPS"	XXXXXXXXXX	XXXXXXXXXXXXXXXXXXXX
(a&b) Operations Including Contingent	30001-00	\$ 7,486,720.00
(e) Deferred Charges and Statutory Expenditures - Municipal	30004-00	\$ 927,534.52
(g) Cash Deficit	46-885	\$
Excluded from "CAPS"	XXXXXXXXXX	XXXXXXXXXXXXXXXXXXXX
(a) Operations - Total Operations Excluded from "CAPS"	60023-00	\$ 133,735.67
(c) Capital Improvements	60002-00	\$ 346,000.00
(d) Municipal Debt Service	60003-00	\$ 1,139,151.00
(e) Deferred Charges - Municipal	60024-00	\$
(f) Judgments	37-480	\$
(n) Transferred to Board of Education for Use of Local Schools (N.J.S. 40:48-17.1 & 17.3)	29-405	\$
(g) Cash Deficit	46-885	\$
(k) For Local District School Purposes	60008-00	\$
(m) Reserve for Uncollected Taxes	50-899	\$ 470,016.31
6. SCHOOL APPROPRIATIONS - TYPE I SCHOOL DISTRICTS ONLY (N.J.S. 40A:4-13)	60010-00	\$
Total Appropriations	30000-00	\$ 10,503,157.50

It is hereby certified that the within budget is a true copy of the budget finally adopted by resolution of the Governing Body on the 18th day of April, 2019.
 It is further certified that each item of revenue and appropriation is set forth in the same amount and by the same title as appeared in the CY 2019 approved budget and all amendments thereto, if any, which have been previously approved by the Director of Local Government Services.

Certified by me this 18th day of April 2019 
 Clerk

COUNTY/MUNICIPAL OPEN SPACE, RECREATION, FARMLAND AND HISTORIC PRESERVATION TRUST FUND

CY

DEDICATED REVENUES FROM TRUST FUND	Anticipated		Realized in Cash in 2018
	CY 2019	CY 2018	
Amount to be Raised by Taxation			
Interest Income			
Reserve Funds:			
Total Trust Fund Revenues			

APPROPRIATIONS	Appropriated		Expended 2018	
	CY for 2019	CY for 2018	Paid or Charged	Reserved
Development of Lands for Recreation and Conservation:	XXXXXXXXXXXX	XXXXXXXXXXXX	XXXXXXXXXXXX	XXXXXXXXXXXX
Salaries & Wages				
Other Expenses				
Maintenance of Lands for Recreation and Conservation:	XXXXXXXXXXXX	XXXXXXXXXXXX	XXXXXXXXXXXX	XXXXXXXXXXXX
Salaries & Wages				
Other Expenses				
Historic Preservation:	XXXXXXXXXXXX	XXXXXXXXXXXX	XXXXXXXXXXXX	XXXXXXXXXXXX
Salaries & Wages				
Other Expenses				
Recreation and Conservation Acquisition of Farmland Down Payments on Improvements				
Debt Service:	XXXXXXXXXXXX	XXXXXXXXXXXX	XXXXXXXXXXXX	XXXXXXXXXXXX
Payment of Bond Principal				XXXXXXXXXXXX
Payment of Bond Anticipation Notes and Capital Notes				XXXXXXXXXXXX
Interest on Bonds				XXXXXXXXXXXX
Interest on Notes				XXXXXXXXXXXX
Reserve for Future Use				
Total Trust Fund Appropriations				

SUMMARY OF PROGRAM	
Year Referendum Passed/Implemented:	_____ (Date)
Rate Assessed:	\$ _____
Total Tax Collected to Date:	\$ _____
Total Expended to Date:	\$ _____
Total Acreage Preserved to Date:	_____ (Acres)
Recreation Land Preserved in 2019:	_____ (Acres)
Farmland Preserved in 2019:	_____ (Acres)

Annual List of Change Orders Approved
Pursuant to N.J.A.C. 5:30-11

CY

Contracting Unit: Borough of Union Beach

Year Ending: December 31, 2018

The following is a complete list of all change orders which caused the originally awarded contract price to be exceeded by more than 20 percent. For regulatory details please consult N.J.A.C. 5:30-11.1 et. seq. Please identify each change order by name of the project.

1. NONE

2.

3.


4.

For each change order listed above, submit with introduced budget a copy of the governing body resolution authorizing the change order and an Affidavit of Publication for the newspaper notice required by N.J.A.C. 5:30-11.9(d). (Affidavit must include a copy of the newspaper notice.)

If you have not had a change order exceeding the 20 percent threshold for the year indicated above, please check here and certify below.

March 21, 2019

Date



Clerk of the Governing Body